

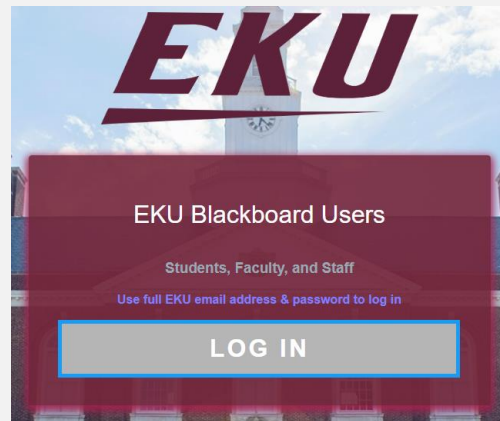
# EKU ONLINE INSTRUCTIONAL DESIGN CENTER

## CLEARING A STUDENT TEST ATTEMPT

Occasionally, you will need to clear a student's attempt at a test. Follow this process to learn how to clear an attempt and reset a test for a student. Note that when you clear an attempt, the student will restart the test from the beginning.

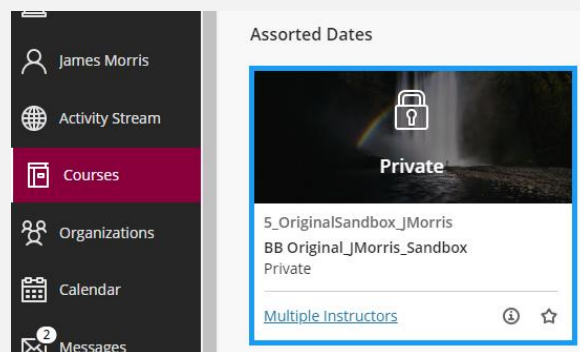
### STEP 1

Log into Blackboard.



### STEP 2

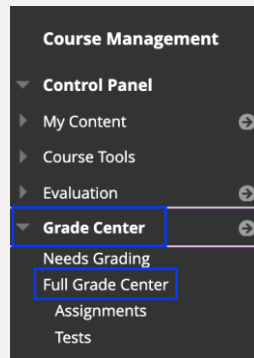
Select the appropriate course in which needs to be made available.



# EKU ONLINE INSTRUCTIONAL DESIGN CENTER

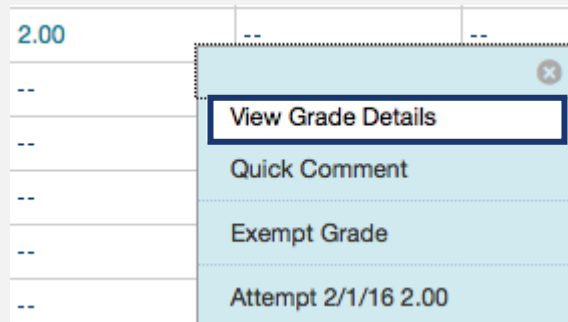
## STEP 3

In the Control Panel, click on Grade Center > Full Grade Center.



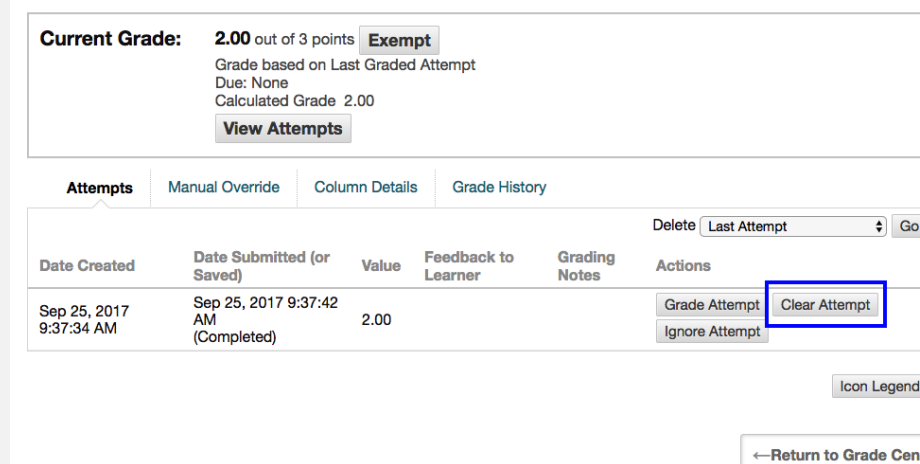
## STEP 4

Locate the student and hover over the test attempt that you would like to reset, and click on the drop-down arrow.



## STEP 5

On the right side of the screen, click on Clear Attempt.



This attempt has been cleared and the student should be able to retake the test. If the student reports that they are not able to take the test, check the availability, due dates, and date restriction settings.